

4

3

2

1

D

D

C

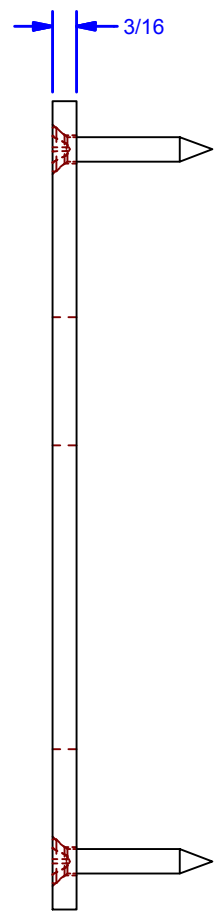
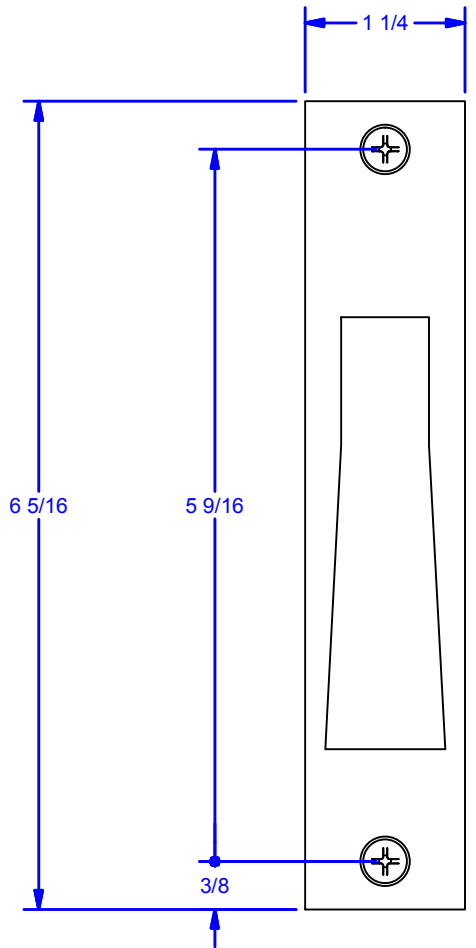
C

B

B


A

A



(2 ea.) #10x1-1/4 Flat Head
Phillips Sheet Metal Screw, 18-8 S.S.

Strike Plate



For use with the **1850S-(finish)** Swing Door Lock w. 1-1/8" Backset.

DWG #: 1850
DRAWN:BCM 10/10/2018
SHEET #1
File: 0000184.idw

ALL DIMENSIONS IN INCHES

THE INFORMATION CONTAINED IN THIS DRAWING IS THE SOLE PROPERTY OF CROWN INDUSTRIAL. ANY REPRODUCTION IN PART OR AS A WHOLE WITHOUT THE WRITTEN PERMISSION OF CROWN INDUSTRIAL IS PROHIBITED.	ID #:	0002746	STOCK PART #:	1850STK-SW
	MATERIAL:	Stainless Steel		
DESCRIPTION: 1850 Strike Plate (SWINGING DOOR LOCK)				
FINISH:	#4 Brushed Finish	# PCS:	REV:	



CROWN INDUSTRIAL
So. San Francisco, Ca
(650) 952-5150
www.crown-industrial.com

4

3

2

1

