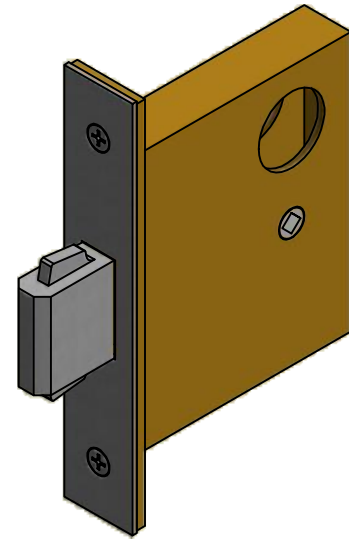

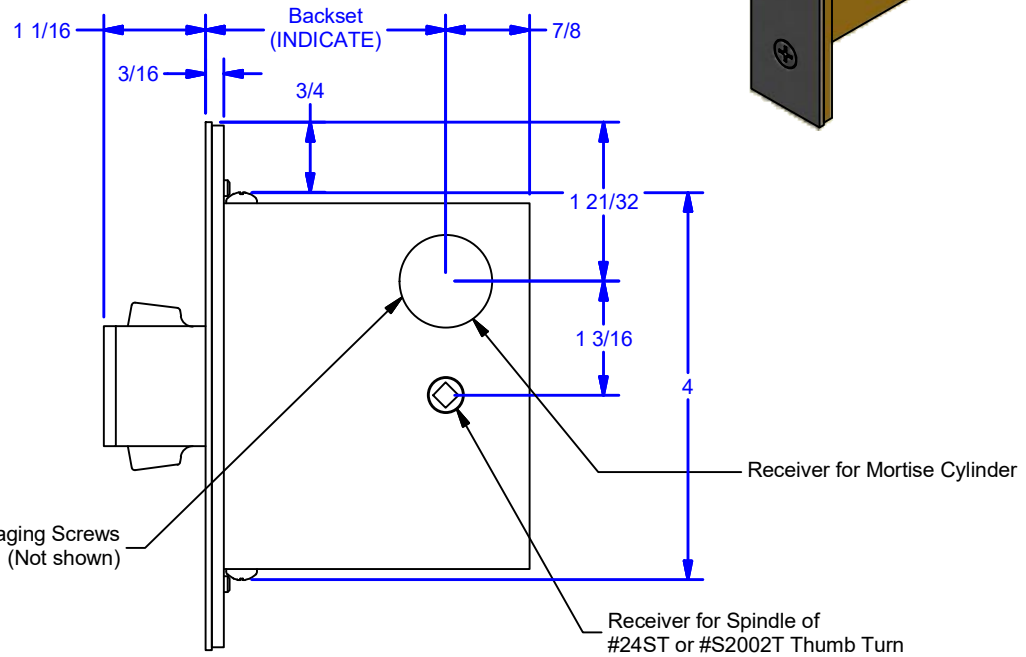
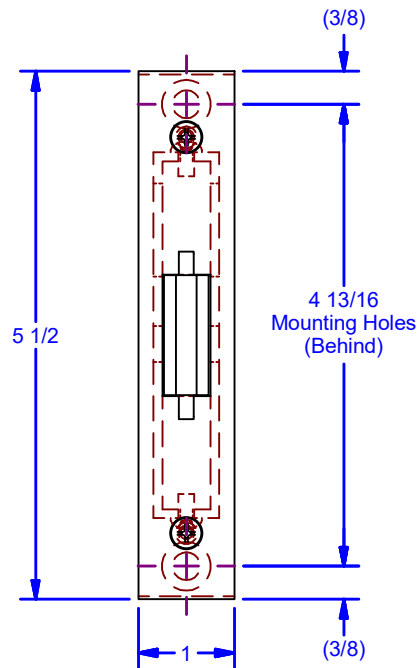


Strike Plate Assembly



Available Backsets: 2", 2-1/2", 2-3/4", 3-3/4", 5" or 6"



Note: If using Keyed Cylinder with lock, must use 2000 series thumb turns with lock.

**Includes:

- Strike Plate with Dust Box.
- (1 ea.) #2001-CAM, Mortise Cylinder Clover Tailpiece (Cam) for 2 Screw.
- (4 ea.) #8 x 3/4" Undercut Flat Head Wood/Machine Screw

DWG #: 2001
DRAWN:BCM 8/16/2007
SHEET #1
File: 0000417.idw

ALL DIMENSIONS IN INCHES

THE INFORMATION CONTAINED IN THIS DRAWING IS THE SOLE PROPERTY OF CROWN INDUSTRIAL. ANY REPRODUCTION IN PART OR AS A WHOLE WITHOUT THE WRITTEN PERMISSION OF CROWN INDUSTRIAL IS PROHIBITED.	ID #: 0000417-02	STOCK PART #: 2001x2.5
MATERIAL:		
DESCRIPTION: 2001 Lock 2-1/2" Backset		
FINISH:	# PCS: 1	REV:



CROWN INDUSTRIAL

So. San Francisco, Ca
(650) 952-5150

www.crown-industrial.com