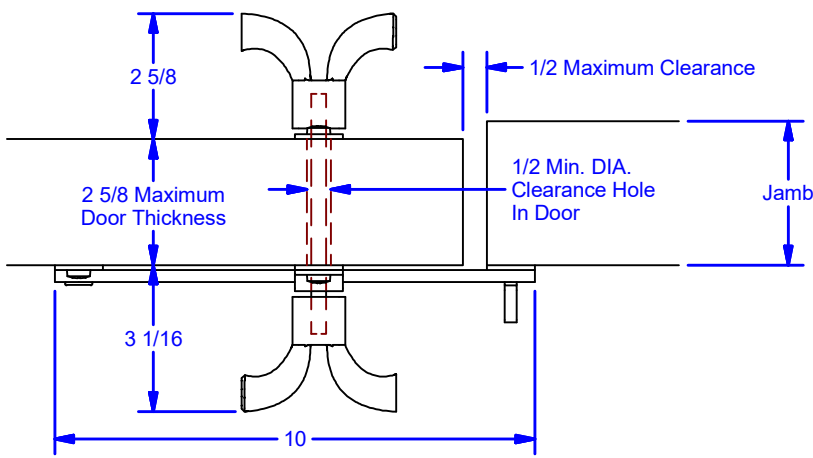


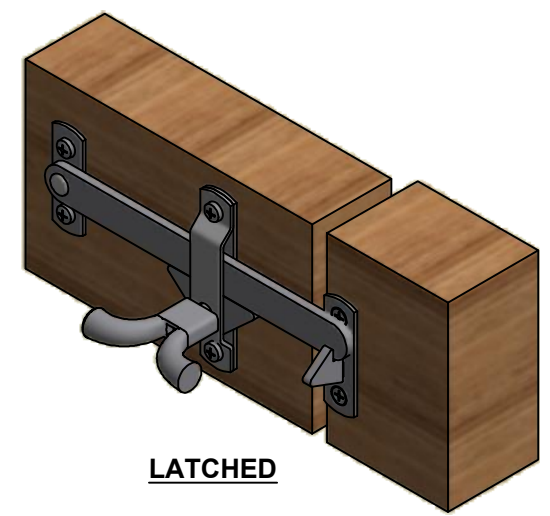
4 3 2 1

D

D



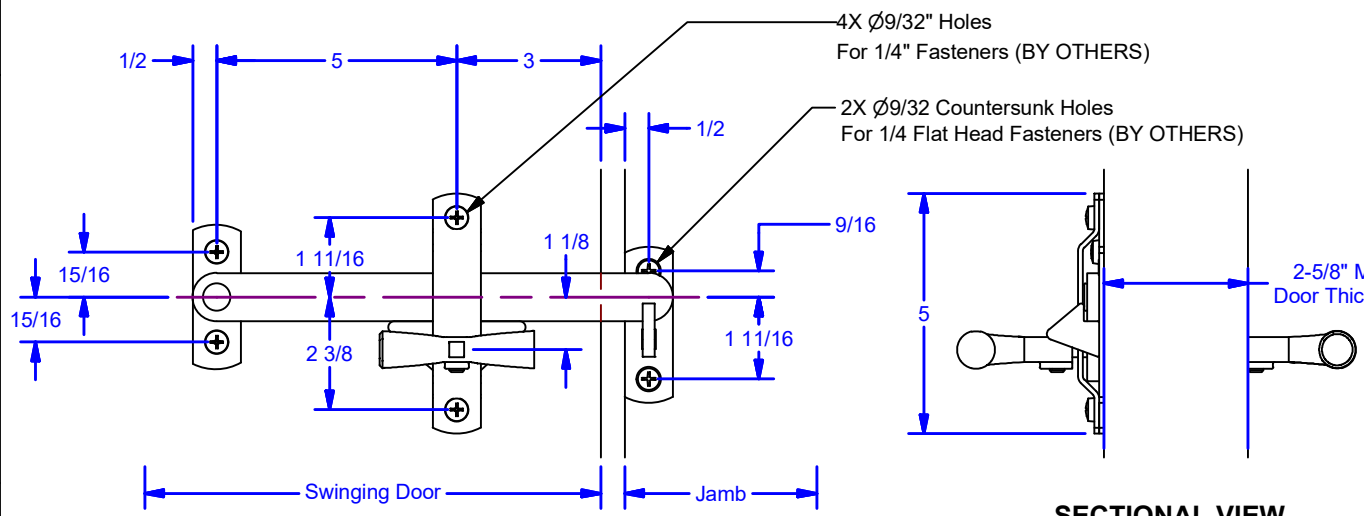
PLAN VIEW



LATCHED

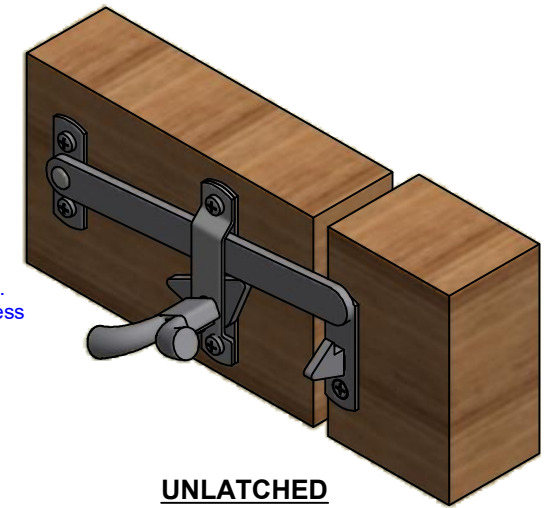
C

C



ELEVATION VIEW

SECTIONAL VIEW



UNLATCHED

B

B

A

A

DWG #: 225
 DRAWN: BCM 11/8/2011
 SHEET #1
 File: 0001174.idw

ALL DIMENSIONS IN INCHES

THE INFORMATION CONTAINED IN THIS DRAWING IS THE SOLE PROPERTY OF CROWN INDUSTRIAL. ANY REPRODUCTION IN PART OR AS A WHOLE WITHOUT THE WRITTEN PERMISSION OF CROWN INDUSTRIAL IS PROHIBITED.	ID #:	0001175	STOCK PART #:	0225.00043
	MATERIAL:			
DESCRIPTION: Small Swinging Door Latch, For doors 1-3/4" to 2-5/8" Thick				
FINISH:	Clear Zinc	# PCS:	REV:	



CROWN INDUSTRIAL
 So. San Francisco, Ca
 (650) 952-5150
 www.crown-industrial.com

4 3 2 1