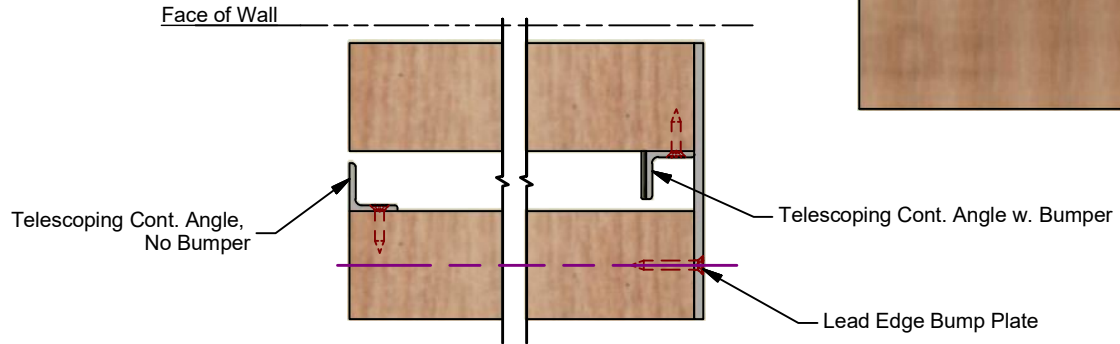
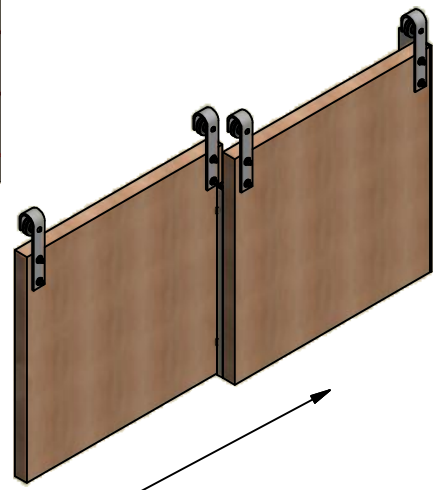
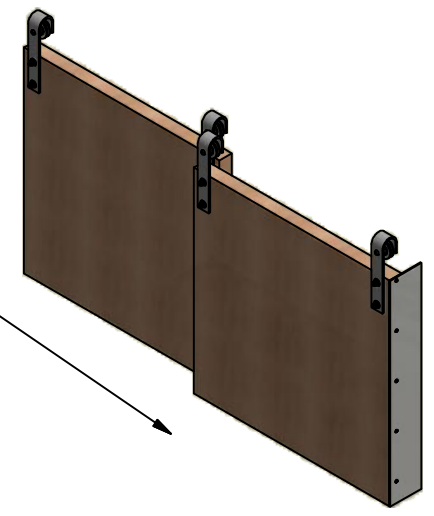
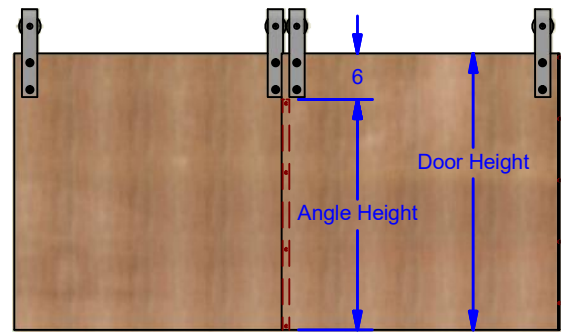


Plan View: Doors Full Closed



Plan View: Doors Full Open



Exterior View

- Hardware Set Includes:
 (1 ea) #0002777 Lead Edge Bump Plate **Cut to Width & Length
 w. #10 x 1-1/2" Flat Head Screws
 (1 ea.) Telescoping Continuous Angle w. Adhesive Back Bumpers **Cut to Length
 (1 ea.) Telescoping Continuous Angle (No Bumper) **Cut to Length
 w. #10x1 Flat Head Screws

With Order Indicate:
 Door Height:
 Door Thickness:
 Clearance Between Doors:
 Clearance Between Door and Wall:

DWG #: 0002737
 DRAWN:BCM 10/11/2018
 SHEET #4
 File: 0002737.idw

ALL DIMENSIONS IN INCHES

THE INFORMATION CONTAINED IN THIS DRAWING IS THE SOLE PROPERTY OF CROWN INDUSTRIAL. ANY REPRODUCTION IN PART OR AS A WHOLE WITHOUT THE WRITTEN PERMISSION OF CROWN INDUSTRIAL IS PROHIBITED.	ID #:	0002773	STOCK PART #:	43BUMP-T
	MATERIAL:			
DESCRIPTION: Flat Track Telescoping Hardware Set (Non-Handed)				
FINISH:	Painted	# PCS:	REV:	



CROWN INDUSTRIAL
 So. San Francisco, Ca
 (650) 952-5150
 www.crown-industrial.com