

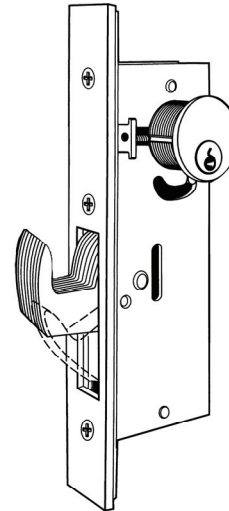
1850SN-050 Deadbolt Lock

This maximum security key locking system is best used for Bi-parting sliding door or Swinging door applications. Its standard 1-1/2" backset dimension provides adequate clearance for the deep jamb "pocket" of many commercial and industrial entrances. An alternate solution is the #2001 Series Deadbolt Lock.

Cylinder Back Set
1-1/2" standard

Armored Faceplate
1-1/4"x 8"
Standard Finish: US28 Satin Aluminum

Bolt
5/8"x 1-3/8" with 13/16" throw.
Five-ply laminated stainless steel with Alumina Ceramic core defeats any hacksaw attack (including so-called super hacksaws) while hook shape repels pry bar attempts to "spread" door from its jamb or lift it off its track.

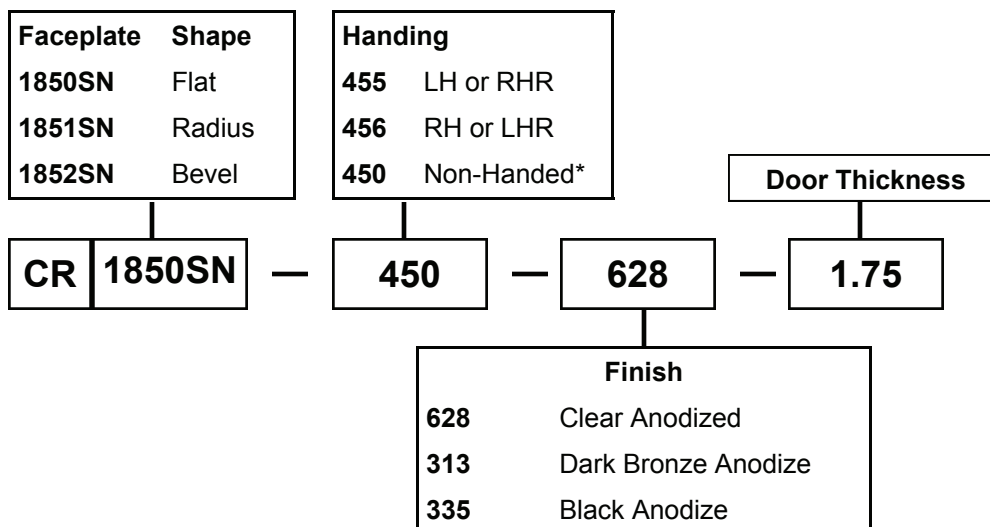


Operation
360° turn of key (or thumb turn) throws or retracts the counter balanced bolt. Key can be removed only when the bolt is in the positive locked or unlocked position. Lock accepts any standard 1-5/32" dia mortise cylinder or thumb turn from either or both sides.

Case
Steel with corrosion-resistant plating 1"x 6"x 2-1/4".

HOW TO SPECIFY

Specify the following information



Deadbolt Lock

NO. 2001 SERIES DEADBOLT LOCKS

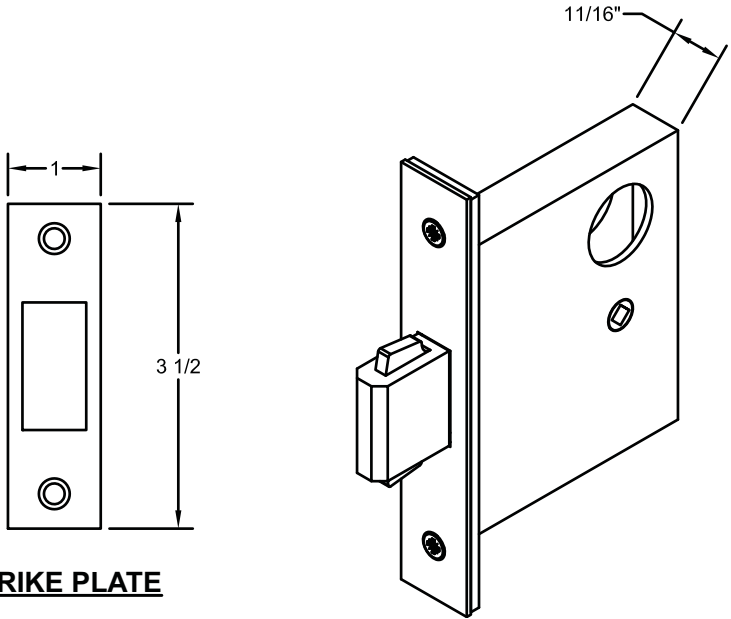
To secure Bi-Parting or Single Slide Doors for maximum security. Various backsets include 2-1/2", 2-3/4", 3-3/4" 5", and 6".

OPERATION:	
2001 SDL-1	By Key Outside Only
2001 SDL-2	By Key Outside Only & Inside
2001 SDL-3	By Key Outside Only, Thumb Turn Inside
2001 SDL-4	Thumb Turn Inside Only
2001 SDL-5	By Thumb Turn Inside Emergency Key Outside

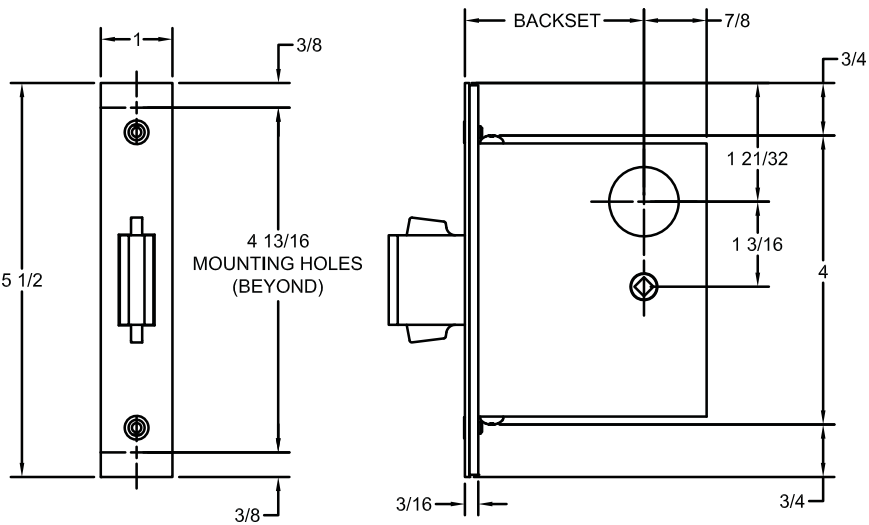
Please Note:
The above numbers are for specification and trim selection.
The lock itself is the same for all operations.

*Compatible with standard 1-1/8" Dia. cylinders & thumb turns.

**Upon ordering indicate finish, backset, door thickness, and operation.



STRIKE PLATE



- Case:** Heavy Gauge Wrought 11/16".
- Armor Front:** stainless steel, alternative finishes available.
- Deadbolt:** 1/2" thick x 1-7/32" high w/ 1" Throw.
- Strike Plate:** stainless steel, alternative finishes available.
- Thumb Turn Hub:** 3/16" (5mm) located at diamond shaped insert.