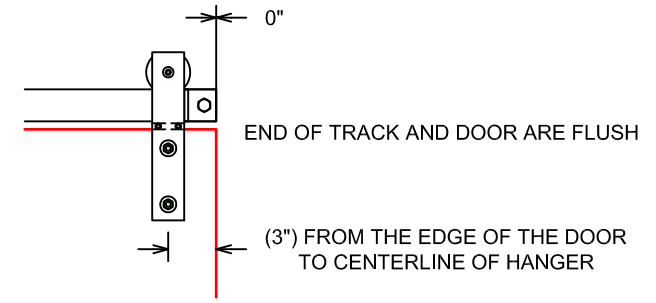


DETAIL A



DETAIL B

INDICATE:

1. OPENING WIDTH:
2. DOOR WIDTH:
3. DOOR THICKNESS:
4. FROM THE EDGE OF THE DOOR TO THE CENTERLINE OF THE FLAT TRACK HANGER:
5. PROJECTION OF MATERIALS BEYOND WALL BLOCKING: (FOR WALL SPACER LENGTH- SEE SHEET 2)
6. FIELD OR FACTORY DRILL TRACK MOUNTING HOLES:

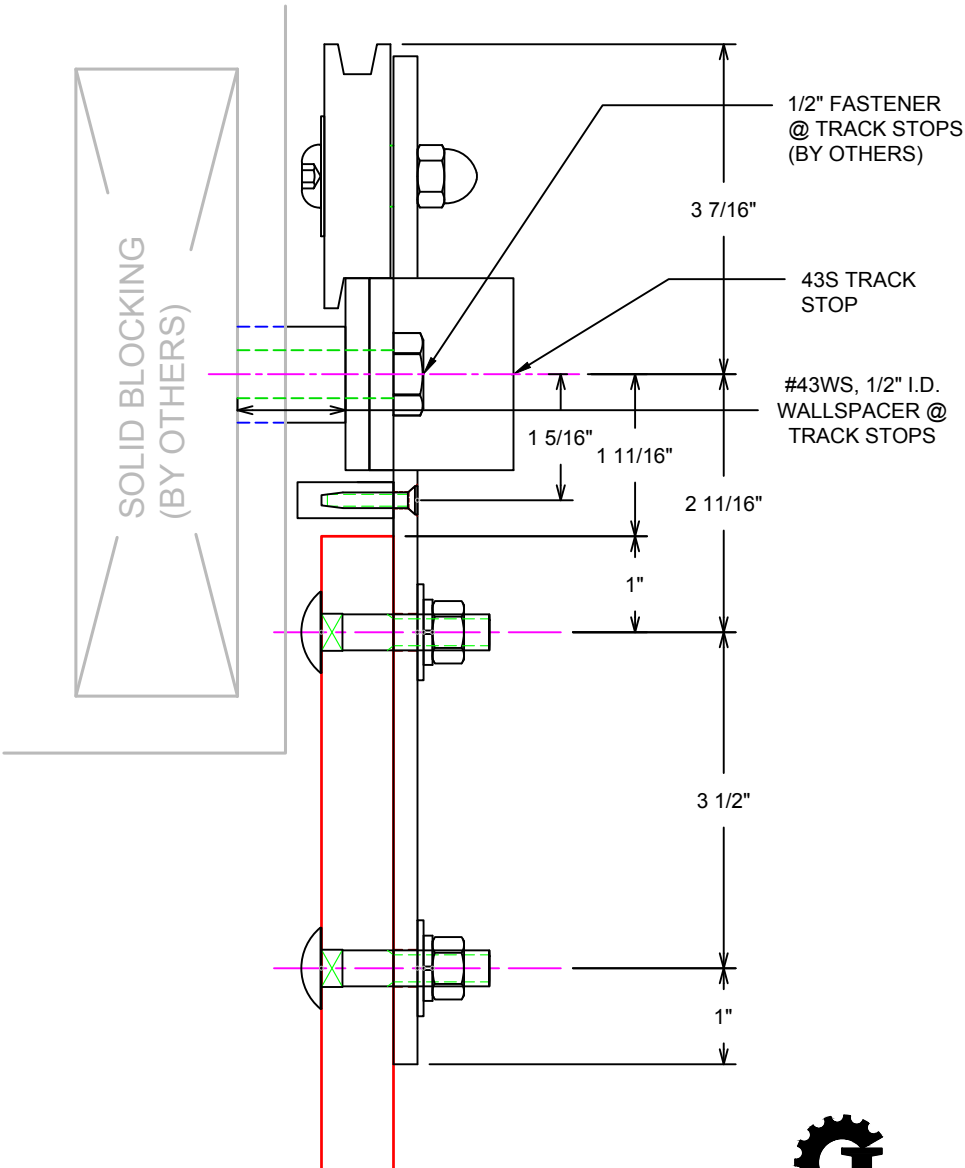
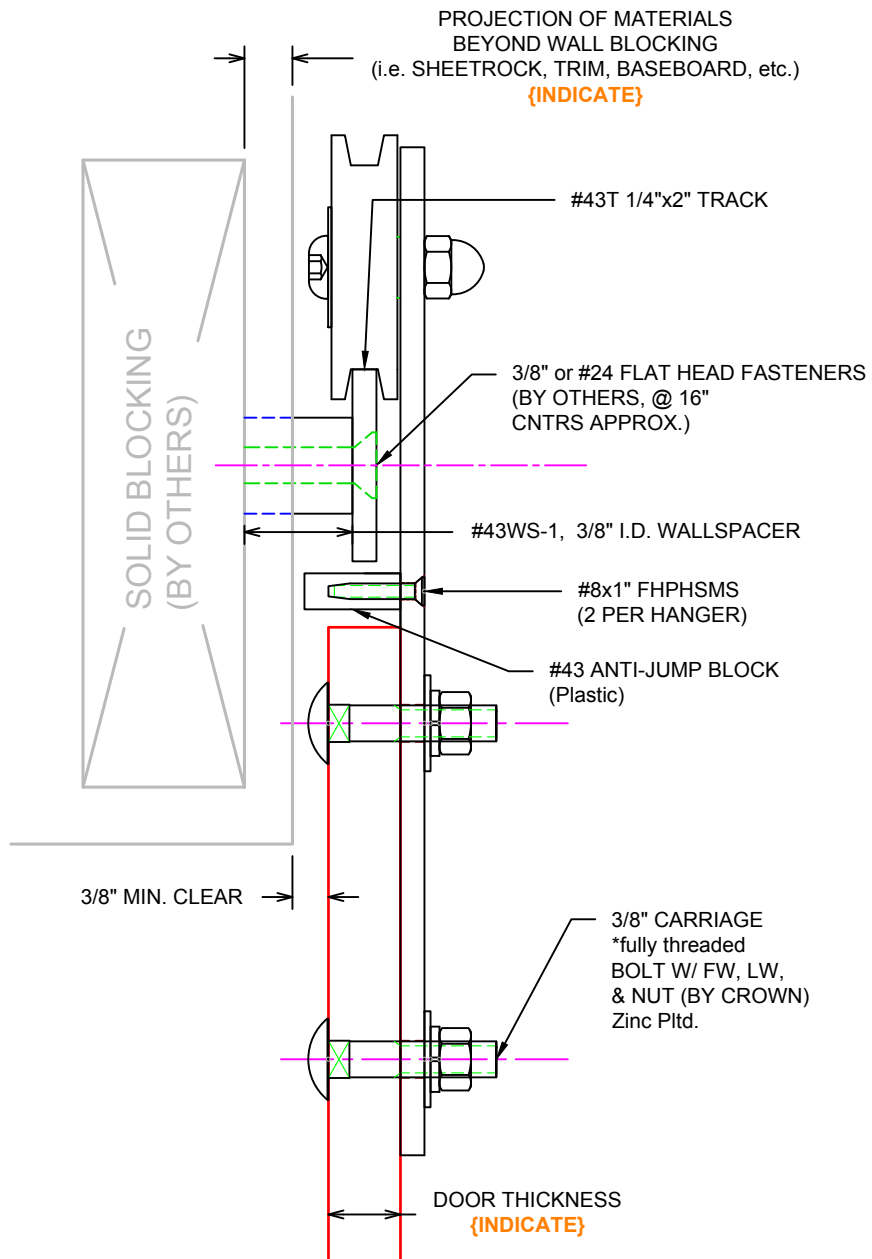
43 FLAT TRACK
 DESCRIPT: Flat Track Elevation - 43H-0 Single Slide (400LB CAPACITY)
 DRAWN:BCM 10-23-09
 SCALE: NONE
 SHEET # 1
 FILE:z:\engineering\hardware\43flat\flat track template\flat track customer template 10-23-09

THE INFORMATION CONTAINED IN THIS DRAWING IS THE SOLE PROPERTY OF CROWN INDUSTRIAL. ANY REPRODUCTION IN PART OR AS A WHOLE WITHOUT WRITTEN PERMISSION OF CROWN INDUSTRIAL IS PROHIBITED.



CROWN INDUSTRIAL
 So. San Francisco, Ca
 (650) 952-5150
 www.crown-industrial.com

REVISIONS			
REV.	DESCRIPTION	DATE	APPROVED



43 FLAT TRACK
DESCRIP: 43H/43DEC-0 Flat Track Head Section
DRAWN:BCM 10-23-09 REV:-----
SCALE: NONE
SHEET # 2

FILE: \\crown-fs\main\engineering\hardware\43flat\flat track template\flat track customer template 10-23-09

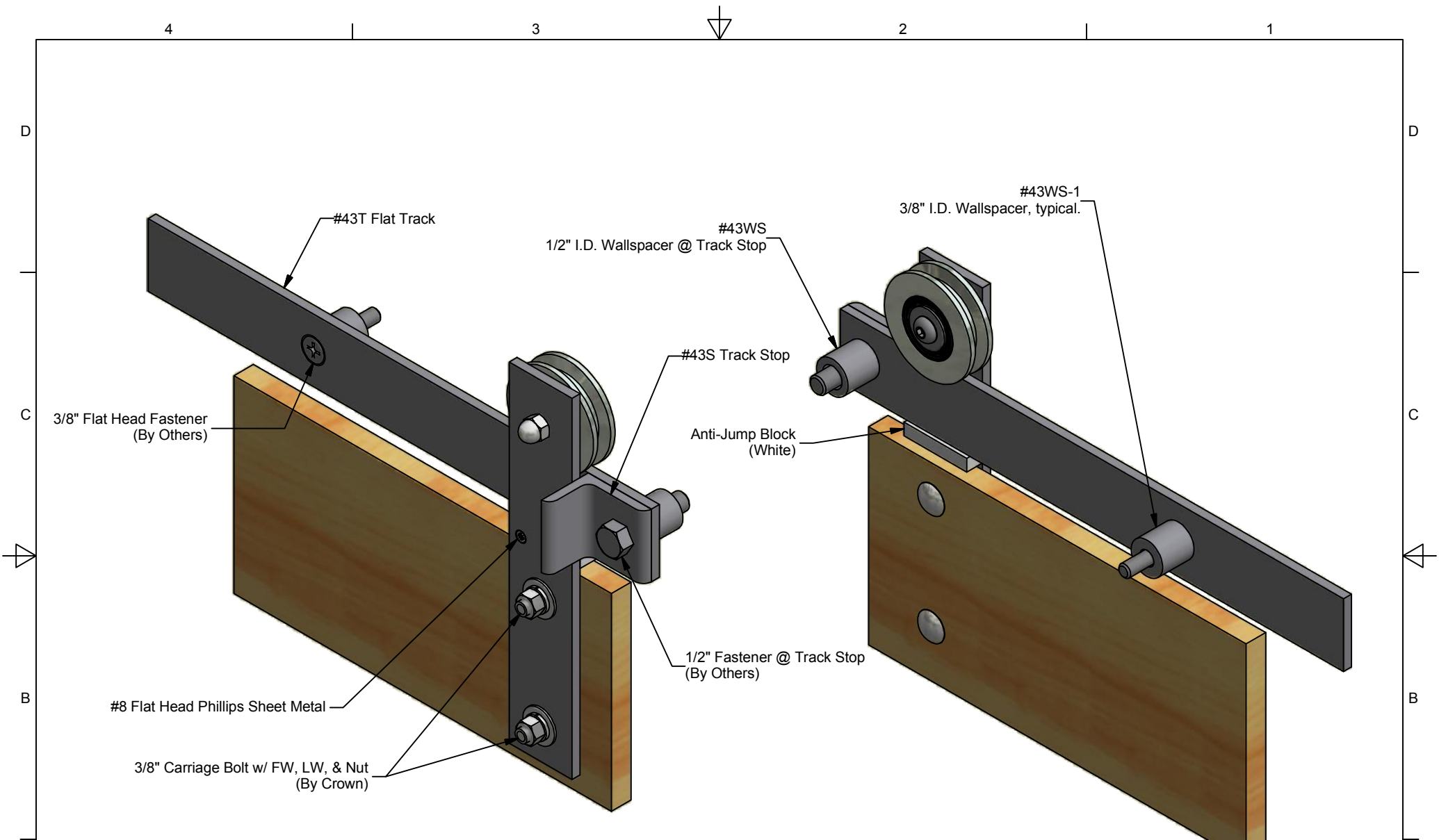
THE INFORMATION CONTAINED IN THIS DRAWING IS THE SOLE PROPERTY OF CROWN INDUSTRIAL. ANY REPRODUCTION IN PART OR AS A WHOLE WITHOUT WRITTEN PERMISSION OF CROWN INDUSTRIAL IS PROHIBITED.



**CROWN
INDUSTRIAL**

So. San Francisco, Ca
(650) 952-5150

www.crown-industrial.com



FRONT VIEW

BACK/WALLSIDE VIEW

NOTE: ALL WALLSPACERS MUST COME IN DIRECT CONTACT WITH SOLID BLOCKING

ALL DIMENSIONS IN INCHES

THE INFORMATION CONTAINED IN THIS DRAWING IS THE SOLE PROPERTY OF CROWN INDUSTRIAL. ANY REPRODUCTION IN PART OR AS A WHOLE WITHOUT THE WRITTEN PERMISSION OF CROWN INDUSTRIAL IS PROHIBITED.	ID #:	STOCK PART #:
	0000087-01	43H0
MATERIAL:		
DESCRIPTION:		
Flat Track Hanger (1/4" to 1-1/4" Door Thickness)		
FINISH:	# PCS:	REV:
Specify	2	



CROWN INDUSTRIAL
 So. San Francisco, Ca
 (650) 952-5150
www.crown-industrial.com

DWG #: 43H
 DRAWN: BCM 2/12/2007
 SHEET #4
 File: 0000316.idw