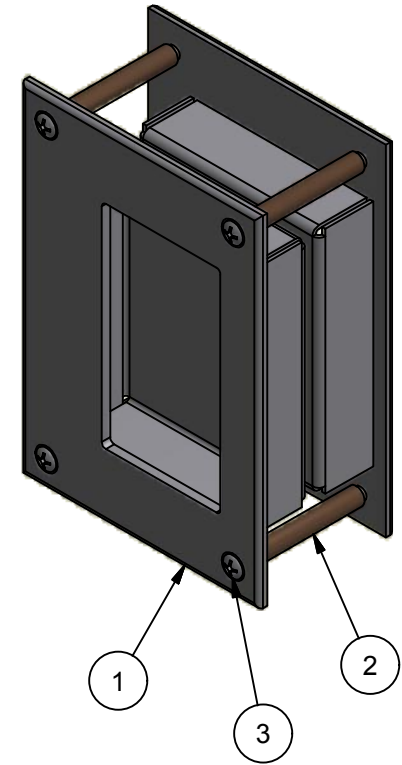
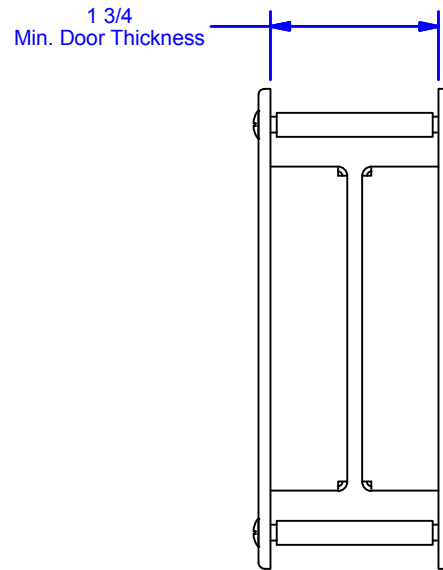
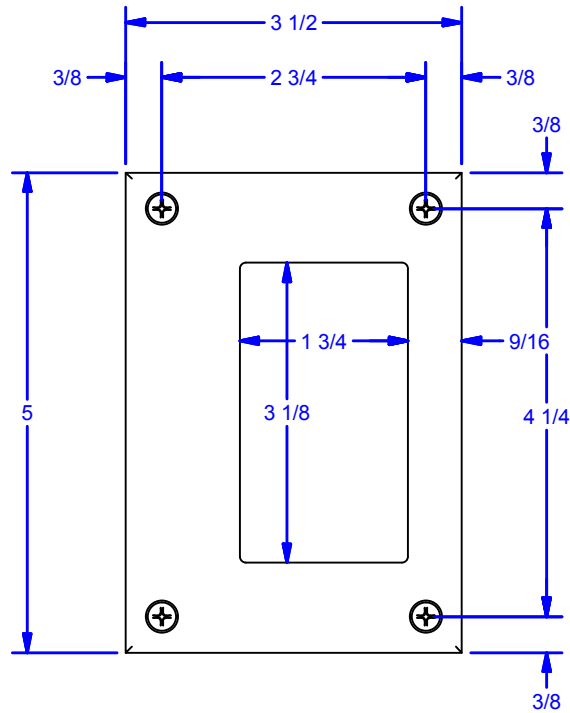
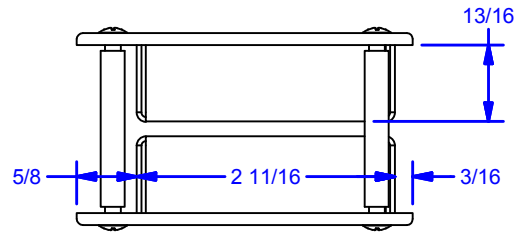


Parts List			
ITEM	QTY	PART #	DESCRIPTION
1	2	0000466	Flush Pull
2	4	0001906	Back to Back Spacer
3	8	ANSI B18.6.3 - 8 - 32 x 3/4	Oval Phillips Head Machine Screw



72P1 FINISH: SATIN STAINLESS STEEL US 32D
 *72P2 FINISH: BRUSHED SATIN CHROMIUM US 26D

ALL DIMENSIONS IN INCHES

THE INFORMATION CONTAINED IN THIS DRAWING IS THE SOLE PROPERTY OF CROWN INDUSTRIAL. ANY REPRODUCTION IN PART OR AS A WHOLE WITHOUT THE WRITTEN PERMISSION OF CROWN INDUSTRIAL IS PROHIBITED.	ID #:	0001905	STOCK PART #:	72BTB
	MATERIAL:			
DESCRIPTION: Flush Pull - Back to Back assembly				
FINISH:			# PCS:	REV:
			1	



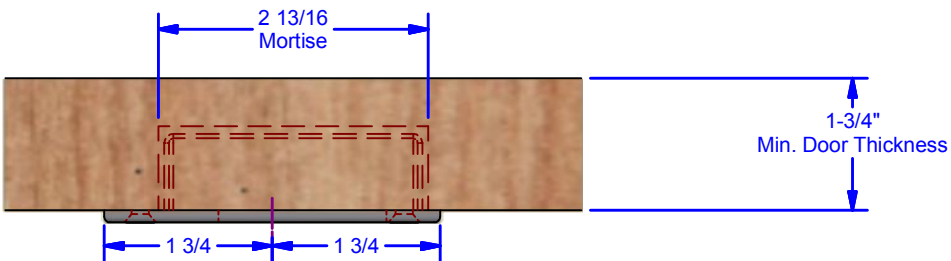
CROWN INDUSTRIAL
 So. San Francisco, Ca
 (650) 952-5150
 www.crown-industrial.com

DWG #: 72P1-72P2
 DRAWN: BCM 2/23/2015
 SHEET #3
 File: 0000466.idw

4 3 2 1

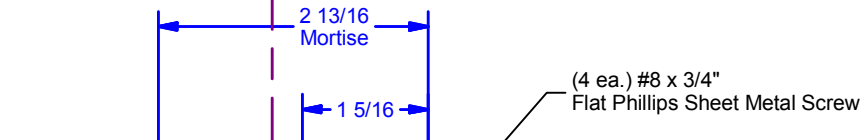
D

D



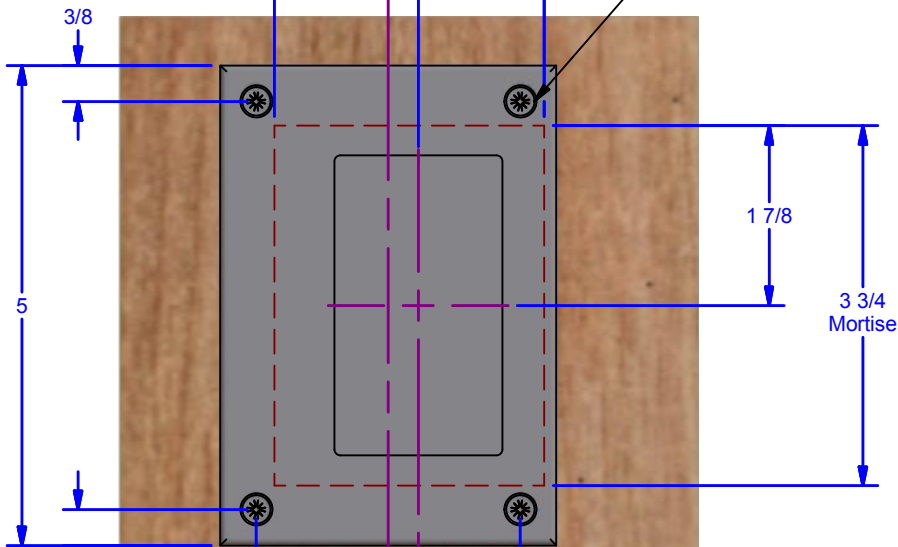
C

C



B

B



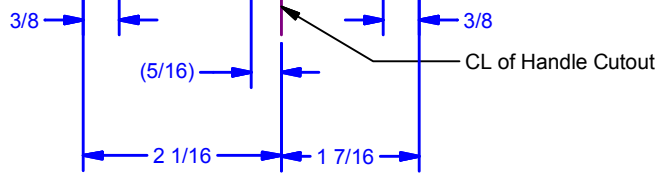
B

B

Mortise: W 2-13/16" x H 3-3/4" x dp. 7/8"
Drop pull into opening and drill mounting holes using holes in handle as a template

A

A



DWG #: 72P1-72P2
DRAWN:BCM 8/2/2016
SHEET #4
File: 0000466.idw

ALL DIMENSIONS IN INCHES

THE INFORMATION CONTAINED IN THIS DRAWING IS THE SOLE PROPERTY OF CROWN INDUSTRIAL. ANY REPRODUCTION IN PART OR AS A WHOLE WITHOUT THE WRITTEN PERMISSION OF CROWN INDUSTRIAL IS PROHIBITED.	ID #:	0002314	STOCK PART #:	72P1 - 72P2
	MATERIAL:			
DESCRIPTION: Mortise Prep for Flush Pull				
FINISH:		# PCS:	1	REV:



CROWN INDUSTRIAL
So. San Francisco, Ca
(650) 952-5150
www.crown-industrial.com

4 3 2 1