

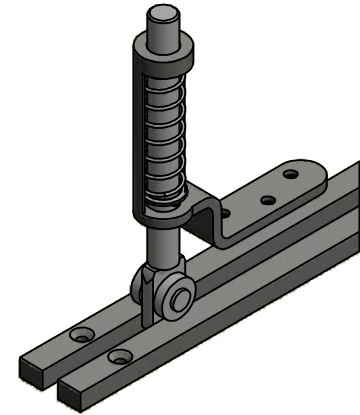
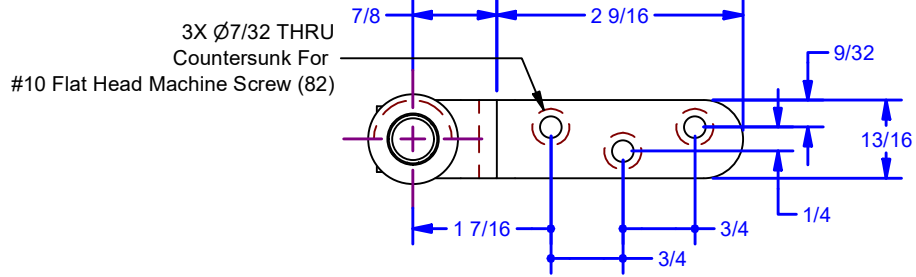
NOTE:

- a) (2 ea) 739 P26 Guides should be used per door.
- b) Should be located directly in line with hangers on folding doors.

Function:

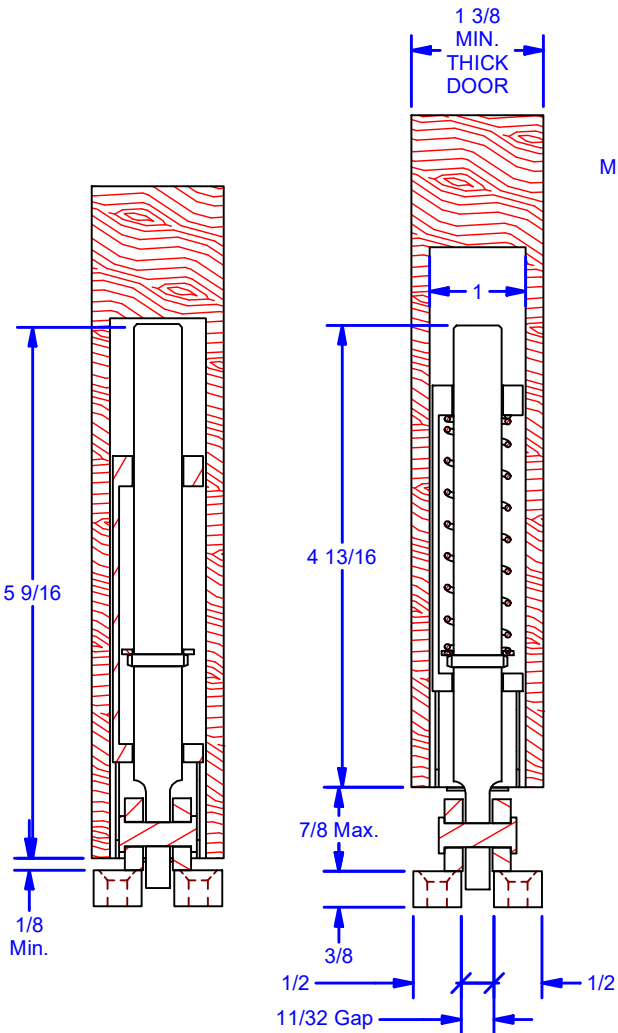
Rollers are held in contact with the guide by light spring pressure. The rollers can swivel for folding door applications.

REVISIONS				
ZONE	REV	DESCRIPTION	DATE	BY
	B	Countersunk Holes #10	12-14-20	BCM



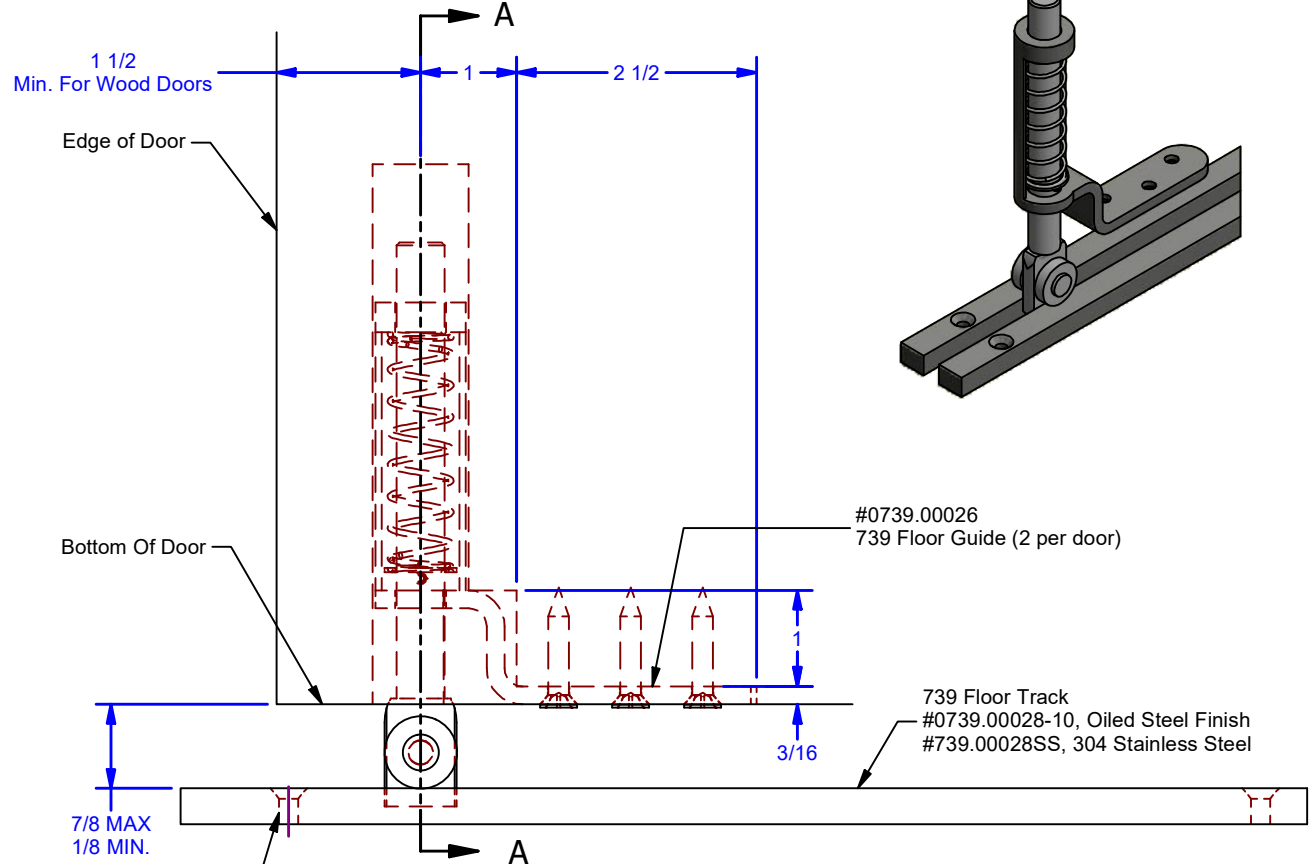
#0739.00026
739 Floor Guide (2 per door)

739 Floor Track
#0739.00028-10, Oiled Steel Finish
#739.00028SS, 304 Stainless Steel



SECTION A-A

Countersunk Holes For
#10 Flat Head Machine Screw (82)
(Fasteners By Others)



ALL DIMENSIONS IN INCHES

THE INFORMATION CONTAINED IN THIS DRAWING IS THE SOLE PROPERTY OF CROWN INDUSTRIAL. ANY REPRODUCTION IN PART OR AS A WHOLE WITHOUT THE WRITTEN PERMISSION OF CROWN INDUSTRIAL IS PROHIBITED.

ID #:	0001465	STOCK PART #:	739 P26
-------	---------	---------------	---------

MATERIAL:

DESCRIPTION:
739 Floor Guide Hardware Set

FINISH:	# PCS:	REV:
	1	B



CROWN INDUSTRIAL

So. San Francisco, Ca
(650) 952-5150

www.crown-industrial.com

DWG #: 739
DRAWN: BCM 6/13/2013
SHEET #1
File: 0000607.idw

DRAWING IS FOR REFERENCE ONLY