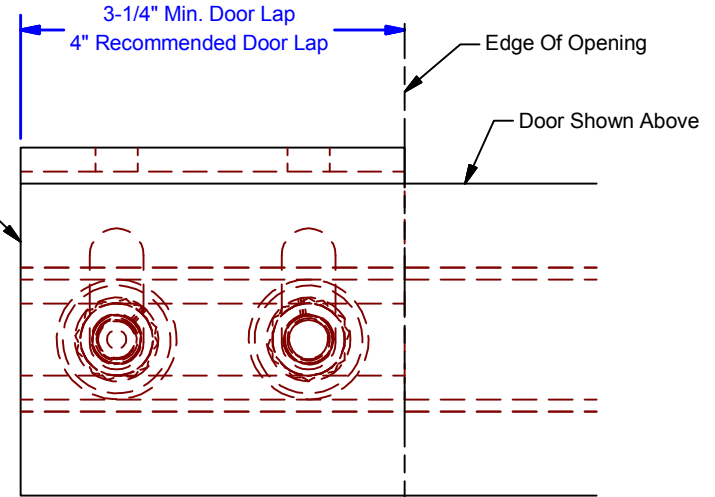
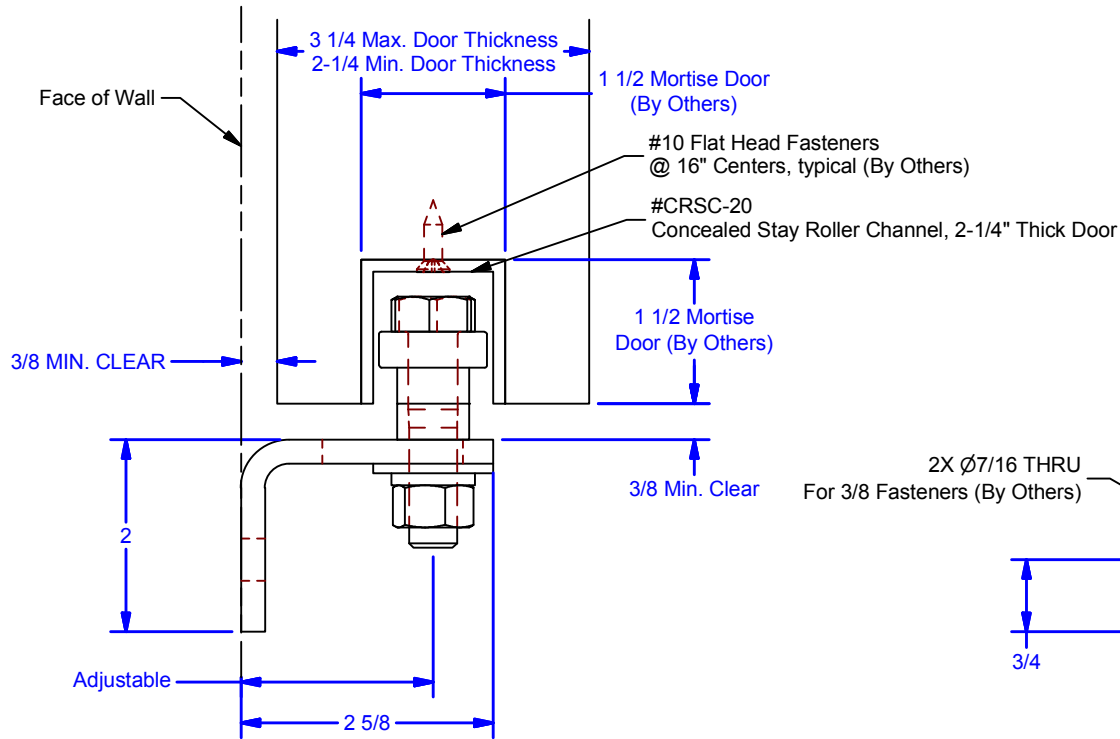


CRS20x1-2

Trailing Edge of Door in Full Closed Position
 Door Slides this Direction

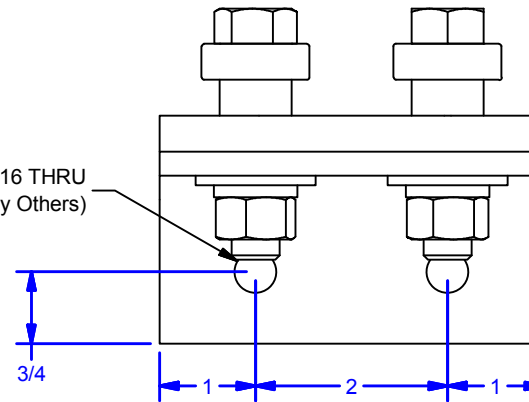


PLAN VIEW



END VIEW

2X Ø7/16 THRU
 For 3/8 Fasteners (By Others)



ELEVATION (No Door)

WITH ORDER SPECIFY DOOR THICKNESS

ALL DIMENSIONS IN INCHES

THE INFORMATION CONTAINED IN THIS DRAWING IS THE SOLE PROPERTY OF CROWN INDUSTRIAL. ANY REPRODUCTION IN PART OR AS A WHOLE WITHOUT THE WRITTEN PERMISSION OF CROWN INDUSTRIAL IS PROHIBITED.

ID #: 0001168

STOCK PART #: CRS20x12

MATERIAL:

DESCRIPTION:
 Wall Mounted Double Concealed Stay Roller for 2-1/4" Min. Thk Door

FINISH:
 US2C Clear Zinc

# PCS:	1
REV:	

DWG #: 0000888
 DRAWN: BCM 10/12/2010
 SHEET #2
 File: 0000886.idw



CROWN INDUSTRIAL
 So. San Francisco, Ca
 (650) 952-5150
 www.crown-industrial.com