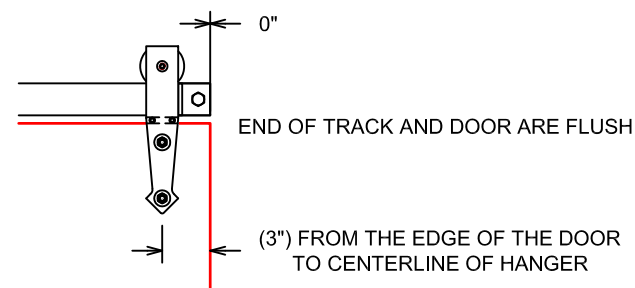


**DETAIL A**



**DETAIL B**

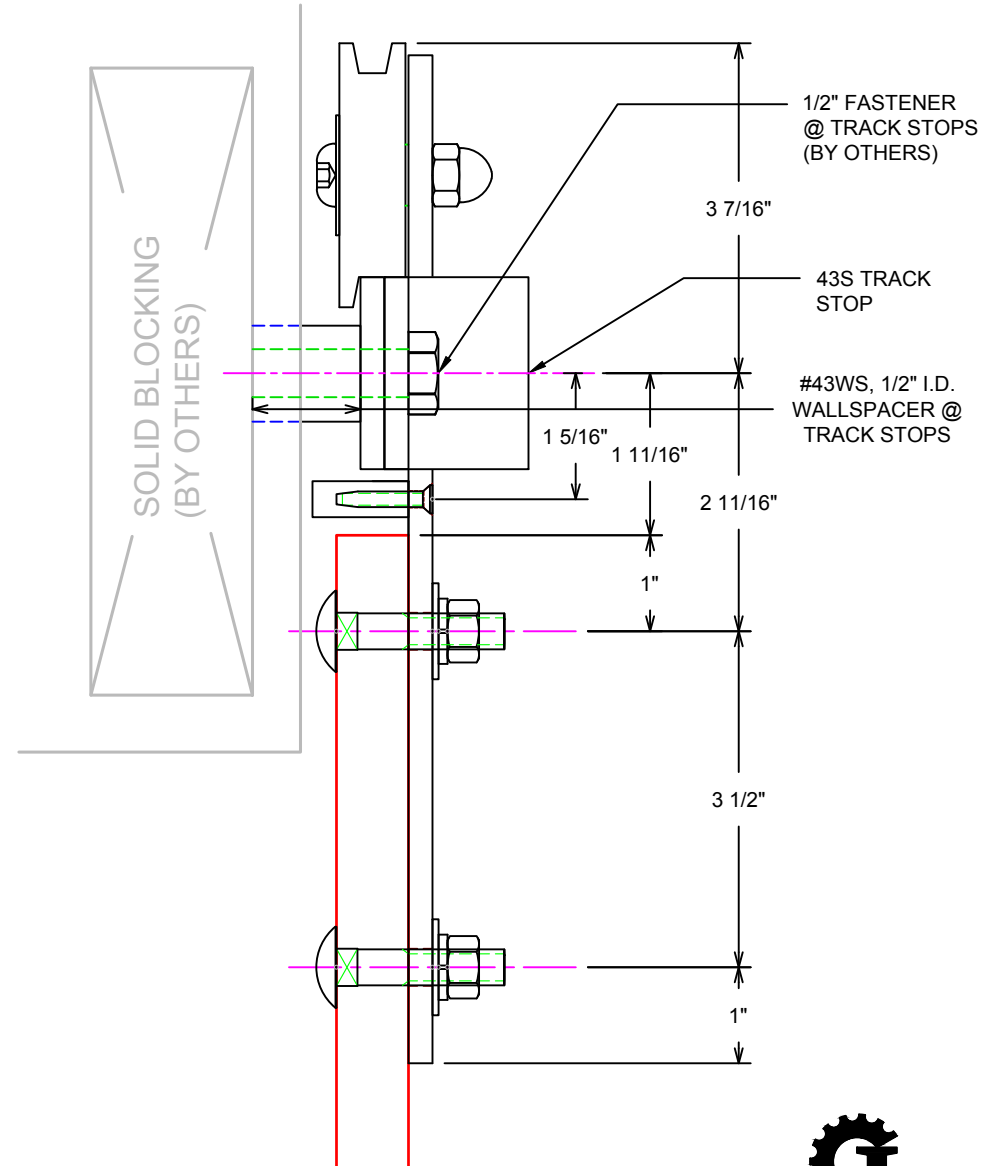
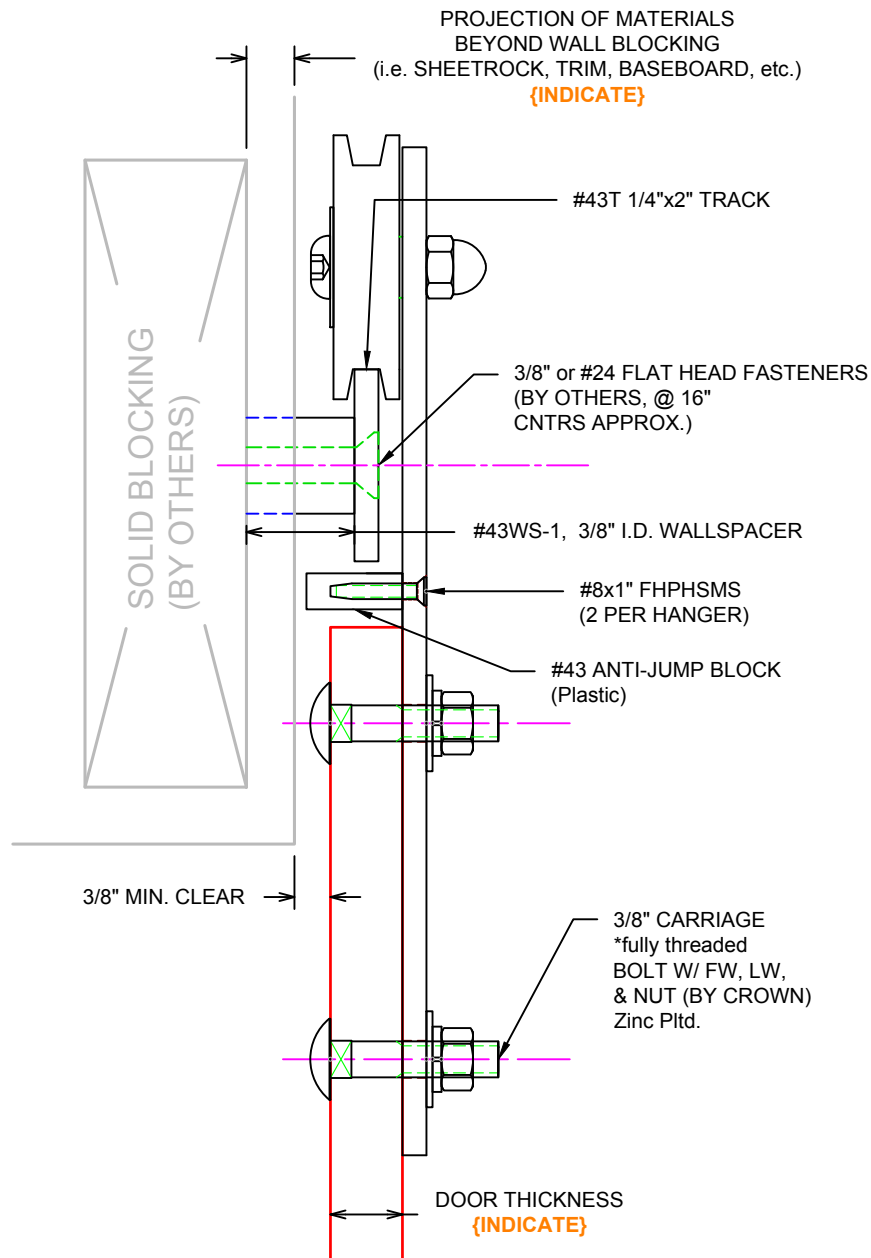
**INDICATE:**

1. OPENING WIDTH:
2. DOOR WIDTH:
3. DOOR THICKNESS:
4. FROM THE EDGE OF THE DOOR TO THE CENTERLINE OF THE FLAT TRACK HANGER:
5. PROJECTION OF MATERIALS BEYOND WALL BLOCKING:  
(FOR WALL SPACER LENGTH- SEE SHEET 2)
6. FIELD OR FACTORY DRILL TRACK MOUNTING HOLES:



**CROWN INDUSTRIAL**  
So. San Francisco, Ca  
(650) 952-5150  
www.crown-industrial.com

REVISIONS			
REV.	DESCRIPTION	DATE	APPROVED



43 FLAT TRACK  
DESCRIP: 43H/43DEC-0 Flat Track Head Section  
DRAWN:BCM 10-23-09 REV:-----  
SCALE: NONE  
SHEET # 2

FILE: \\crown-fs\\main\\engineering\\hardware\\43flat\\flat track template\\flat track customer template 10-23-09

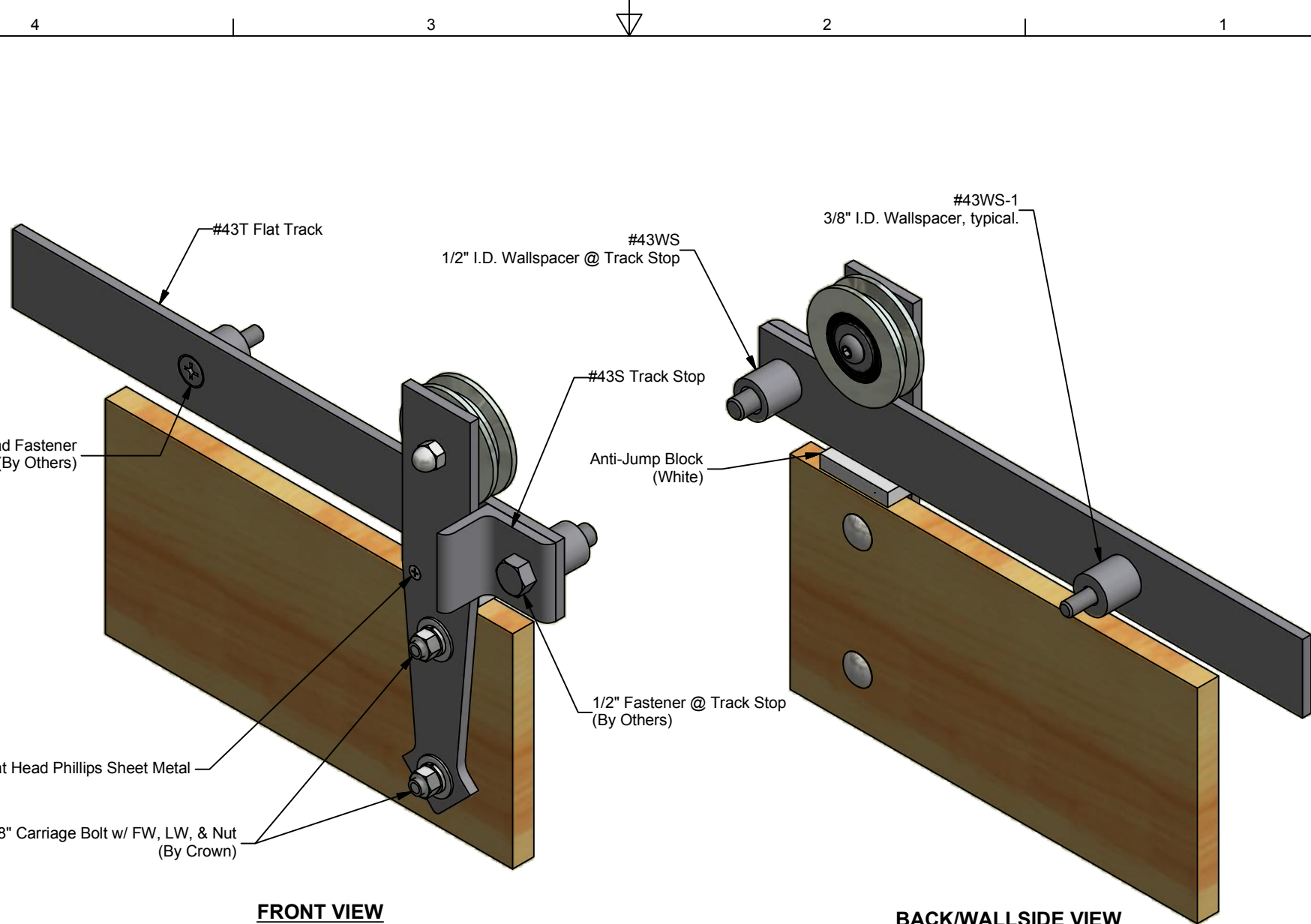
THE INFORMATION CONTAINED IN THIS DRAWING IS THE SOLE PROPERTY OF CROWN INDUSTRIAL. ANY REPRODUCTION IN PART OR AS A WHOLE WITHOUT WRITTEN PERMISSION OF CROWN INDUSTRIAL IS PROHIBITED.



**CROWN  
INDUSTRIAL**

So. San Francisco, Ca  
(650) 952-5150

www.crown-industrial.com



**NOTE: ALL WALLSPACERS MUST COME IN  
DIRECT CONTACT WITH SOLID BLOCKING**

**ALL DIMENSIONS IN INCHES**

THE INFORMATION CONTAINED IN THIS  
DRAWING IS THE SOLE PROPERTY OF  
CROWN INDUSTRIAL. ANY REPRODUCTION  
IN PART OR AS A WHOLE WITHOUT THE  
WRITTEN PERMISSION OF CROWN  
INDUSTRIAL IS PROHIBITED.

ID #:	0000087-02	STOCK PART #:	43DEC0
MATERIAL:			

**DESCRIPTION:**

Decorative Flat Track Hanger (1/4" to 1-1/4" Door Thickness)

FINISH:	Specify	# PCS:	2	REV:	
---------	---------	--------	---	------	--



**CROWN  
INDUSTRIAL**

So. San Francisco, Ca  
(650) 952-5150  
www.crown-industrial.com

DWG #: 43H  
DRAWN:BCM 2/12/2007  
SHEET #5  
File: 0000316.idw